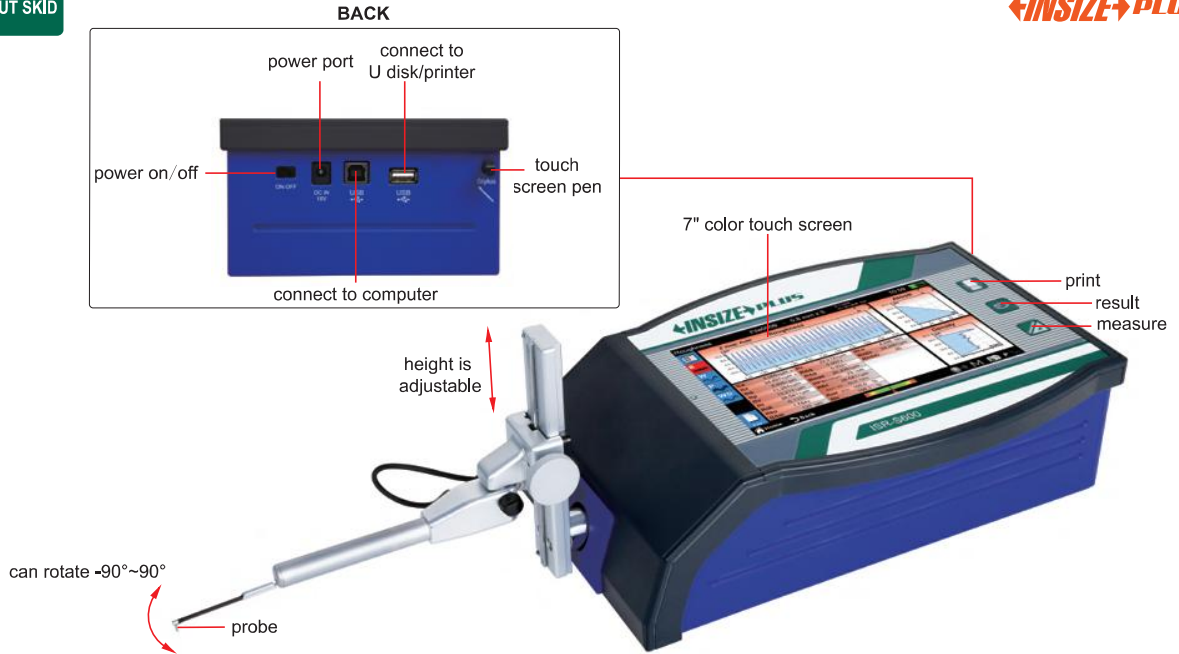


CAN MEASURE WAVINESS AND CURVED SURFACE WITH RADIUS > 5mm

PROBES WITHOUT SKID


SURFACE ROUGHNESS AND PROFILE TESTER CODE ISR-S600




- 74 roughness parameters according to ISO-4287, ISO-13565, DIN-4768, VDA-2007, JIS-B0671, JIS-B0601, ASME-B46.1, ISO-12085, JIS-B0631
- Automatic probe leveling
- Can measure grit and shot blasting
- Traverse length up to 59mm
- Color touch screen, display roughness values, profile and curves
- Allow to connect U disk to save measurement results in Excel, PDF, DXF and image
- Connect ordinary printer or bluetooth printer to print measurement results and graphic curves
- Memory of maximum 4000 in roughness or 1000 in profile
- Can set tolerance



bluetooth printer (optional)



standard roughness probe (included), for measuring plane and curved surfaces




roughness calibration block Ra0.1µm (included)



roughness calibration block Ra2.97µm (included)



profile calibration (optional)



standard profile probe (included), for measuring profile and dimension



connect the printer with USB cable, print the measurement results



measuring software (optional), can control the roughness and profile tester



test stand (optional)



heavy duty test stand (optional)

ROUGHNESS MEASUREMENT SPECIFICATION

Parameters	Ra, Rz, Rq, Rp, Rv, Rt, Rsk, Rku, Rsm, Rc, RΔq, RΔa, Rmax, R _{Pc} , R _{dc} , Rmr, Rlr, RLo, RHSC, Rk, Rpk, Rvk, Pa, Pq, Pp, Pv, Pt, Pc, Psk, Pku, PSm, PΔq, Pδc, P _{Pc} , PLo, Plr, PHSC, Wa, Wz, Wq, Wp, Wv, Wt, Wsk, Wku, Wsm, Wc, WΔq, W _{Pc} , Wδc, WLo, Wlr, Wdt, WHSC, W _{Dc} , W _{Dsm} , Mr1, Mr2, A1, A2, R, AR, Rx, W, Aw, Wx, Wte, Rke, R _{pke} , R _{vke} , A1e, A2e, Mr1e, Mr2e	
Range	1500μm	
Resolution (Ra)	0.0001μm	
Probe	type	inductive
	stylus radius/angle	2μm/90°
	stylus material	diamond
Measuring force	4mN	
Measuring unit	μin/μm	
Cut off	0.08/0.25/0.8/2.5/8mm	
Number of cut-offs	1-20 (cut off 0.08/0.25/0.8/2.5mm)	
	1-6 (cut off 8mm)	
Measuring speed	0.25mm/s, 0.5mm/s or 1mm/s	

PROFILE MEASUREMENT SPECIFICATION

X axis measuring range	59mm
X axis resolution	1μm
X axis measuring accuracy	±(3.5+L/10)μm, L is measuring length in mm
Z axis measuring range	3mm
Z axis resolution	1μm
Z axis measuring accuracy	±(4+H)μm, H is measuring height in mm
Traverse speed	10mm/s
Probe radius	20μm
Measuring force	4mN
Traceable angle	80° (upward), 70° (downward)
Measuring unit	μm/μin
Measuring speed	0.25mm/s, 0.5mm/s or 1mm/s
Output	USB, bluetooth
Power	built-in rechargeable battery
Dimension (LxWxH)	320×210×80mm
Weight	2.2kg

STANDARD DELIVERY

Main unit	1 pc
Roughness standard probe	1 pc
Profile standard probe	1 pc
Roughness calibration block (Ra0.1μm and Ra2.97μm)	2 pc
Power adapter	1 pc

OPTIONAL ACCESSORY

Profile calibration block	ISR-S600-CLB
USB cable and software	ISR-S600-REMOTE
Bluetooth printer	ISR-S600-PRINTER
Heavy duty test stand	ISR-S600-STAND
Test stand	ISR-S1000B-STAND
Probe	see details

SPECIFICATION OF PROBES

<p>standard roughness probe, code ISR-S600-P1A (included)</p>		<p>standard profile probe, code ISR-S600-P2A (included)</p>	
<p>roughness 2μm/60° probe, code ISR-S600-P3A (optional)</p>	<p>roughness small hole probe, code ISR-S600-P4A (optional)</p>	<p>roughness deep groove probe, code ISR-S600-P5A (optional)</p>	